



Research-Based Practices Symposium 2009

October 6, 2009

www.e3alliance.org

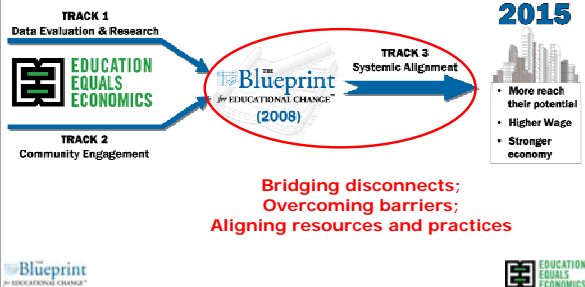
What is the E³ Alliance?

A regional collaborative to increase economic outcomes by aligning our education systems to better fulfill the potential of every citizen.

- The P-16 Council of Central Texas
- A catalyst for *systemic change* in the region



E³ Alliance Model for Change



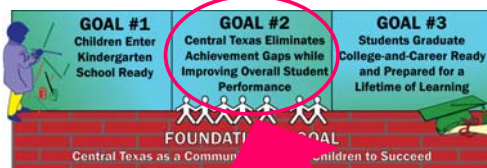
THE **Blueprint** for EDUCATIONAL CHANGE™

Central Texas' strategic plan to build
the strongest educational pipeline in
the country

History of the **Blueprint** for EDUCATIONAL CHANGE™

- Based on 2 years of research and thousands of hours of engaging the community, led by the **E³ ALLIANCE**
- Brought together 150 business CEO's, college presidents, community and education leaders to set priority goals
- Developed an unprecedented, comprehensive strategic plan of four goals

THE **Blueprint** for EDUCATIONAL CHANGE™

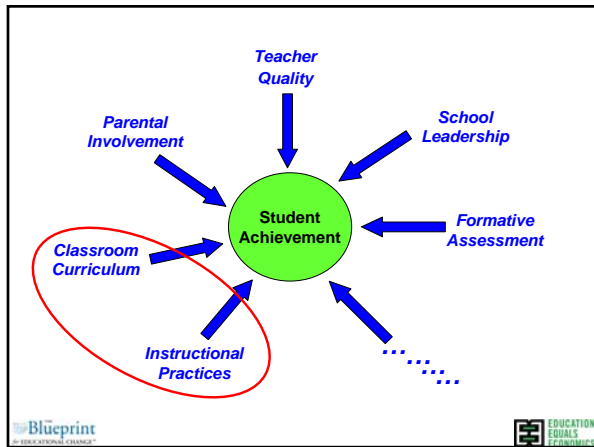


Why a Symposium?

- Provide a forum to bridge research to educators, and help practitioners be good consumers of academic research
- Focus on curriculum – **what is taught** - and instructional practices – **how it's taught**
- Provide a forum for educators to share what is working for them

Blueprint
EDUCATIONAL CHANGE

EDUCATION
EQUALS
FOUNDATIONS



Blueprint
EDUCATIONAL CHANGE

EDUCATION
EQUALS
FOUNDATIONS

Sponsors for this Effort

BILL & MELINDA
GATES foundation

KDK *Harman*
Foundation

 Michael & Susan Dell
FOUNDATION

3M

Bank of America


TEXAS
STATE
UNIVERSITY
SAN MARCOS
The rising STAR of Texas

Thanks!

Goal 2 Leaders:

Vicki Baldwin – Ed Consultant
Jesus Chavez - RRISD
Arnold Garcia - Statesman
Toni Garcia - RRISD
Bobbie Gideon – Pflugerville ISD
Elizabeth Gonzales – NY Life
Bergeron Harris – Austin ISD
Sterling Lands – Greater Cavalry
Earl Maxwell – St. David's
Andy Martinez – Hispanic Chamber
Meg Moore – Knox-Woolard Consulting
Luis Patino – Univision
Phyllis Snodgrass – San Marcos Chamber

E3 Alliance:

Rebecca Cohen
Susan Dawson
Carol Fenimore
Ed Fuller
Hannah Gourgey
Christie Hepburn
Karen Herbert
Millie Marquis
Rick Olmos
Amanda Teske



Symposium Goals

Goal 1: To become informed users of research, no matter what your experience level is in data analysis & research

Goal 2: To fortify district and regional strategies for knowing what works for students

Goal 3: To eliminate Achievement Gaps by capitalizing on what works for students



Format of the Symposium

- Bring regional leaders to discuss areas of high interest → **Curriculum & Instruction to Eliminate Achievement Gaps in Literacy, Math, and Science**
- Review summarized research from national curriculum studies
- Discussion on evidence of effective practices
- Sharing of experiences across the region
- District reflection & strategy to move forward

Morning

Afternoon



Today's Work

As a region:

- ❑ To learn about the kinds of evidence that signal *effective curriculum and practice*
- ❑ To understand the *strengths & limitations of evidence* presented in studies & promotional materials
- ❑ To commit to using data appropriately when evaluating *effectiveness of district & school efforts*
- ❖ To remember that we can't eliminate the Gaps if we don't know what is working for students!

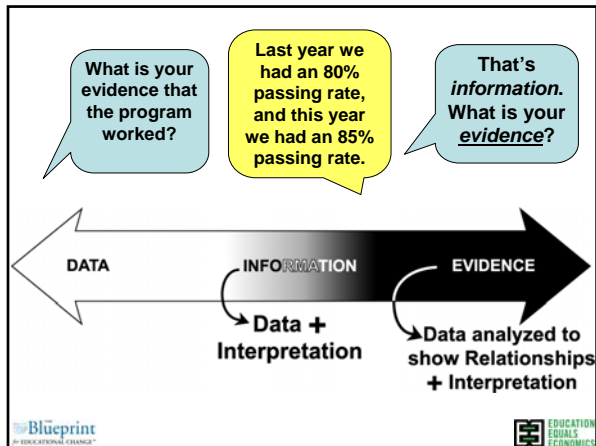
Pop Quiz

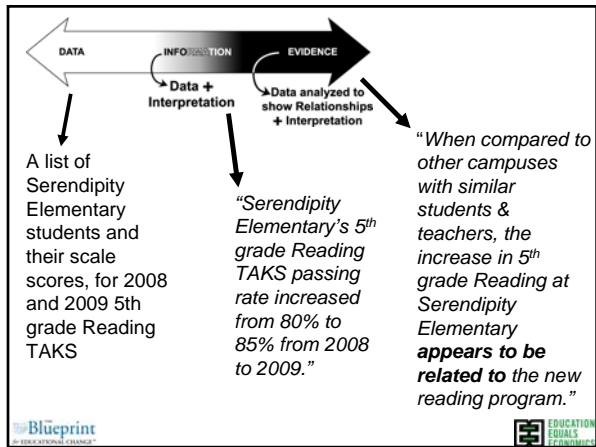
**When I was invited to the Symposium,
my first reaction was:**

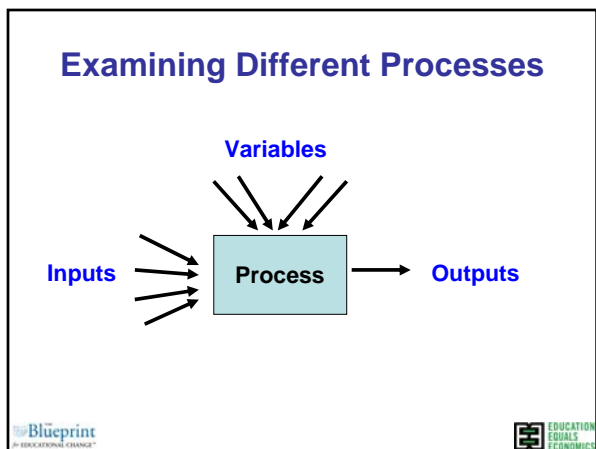
- A. It's about data, and I'd rather have root canal surgery.
- B. It's about data, and that reminds that I am really tired...of DATA!
- C. It's about data, but my boss asked so I'll smile and pretend that I am enjoying myself.
- D. It's about data and statistics, and I will be in heaven!

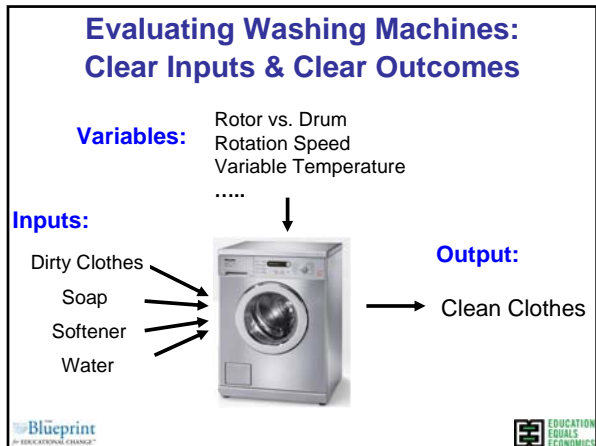
Symposium Myths

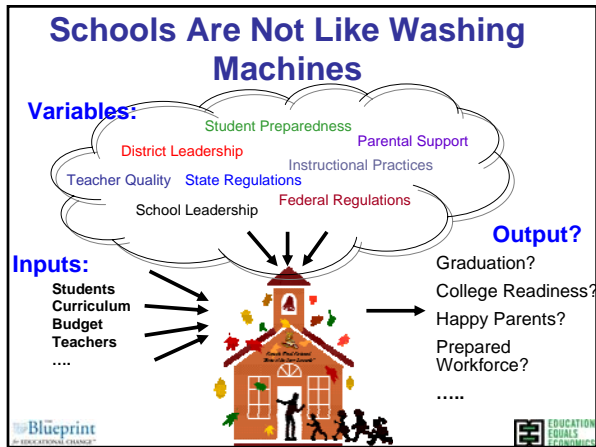
- **Only people who are good in statistics will understand this data-mumbo-jumbo stuff**
NOT True. This Symposium will be for educators of all ability levels in research and data usage
- **The presenters will tell me what programs to use**
NOT True. The presenters will help us become informed users of research studies with ability to spot evidence about what works for students

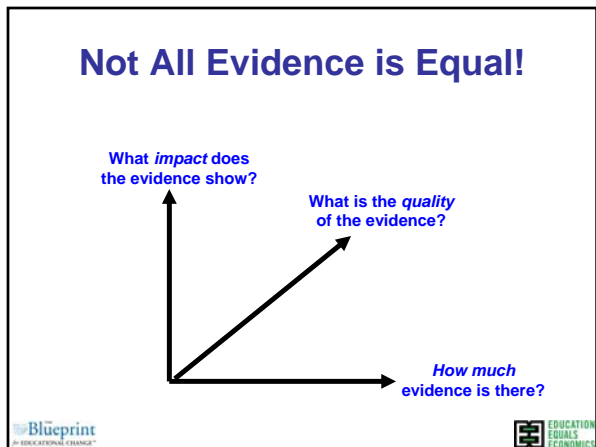










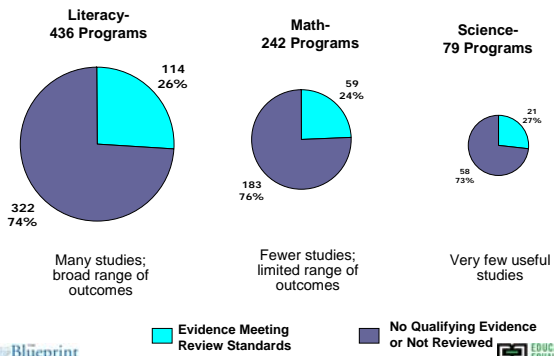


So What Will You See Today?

Each Content Area:

- **“Consumer Reports-Style” Report** showing curricular programs with research outcomes
 - effect on student achievement
 - strength of evidence (strong, moderate, indiscernible)
 - number of studies in the analysis
- **Instructional Practices Matrix**
- Report ratings based on national sources, e.g.:
 - What Works Clearinghouse
 - Best Evidence Encyclopedia
 - Urban Institute
- All rated on scale of positive to mixed to negative

What Does the Research Review?



Backup Materials in Your Binder

- Curriculum Review Reports and Instructional Practice Matrices for all 3 content areas
- Presenter Slides
- Listing of curricula *without* evidence
- Standards of Evidence (criteria for programs & practices included in the studies)
- Glossary
- List of references

Disclaimer

The materials contained in the E³ Alliance 2009 Research-Based Practices Symposium are provided for informational purposes only. While we make every attempt to ensure that the information contained in this symposium is accurate and up-to-date, neither E³ Alliance nor any other party involved in its creation can assume any liability or responsibility for any mistakes, omissions or for the results obtained from the use of it. **It is not the intention of E³ Alliance to promote or discredit any specific educational program or practice.** E³ Alliance requests that all original literature be reviewed individually to determine the overall effectiveness and any potential value in implementing any specific program in a school or district.



Agenda for the Rest of the Day

- 9:15 Presentation and Discussion of Findings
 - > **407- Literacy** **406- Math** **408- Science**
- 11:30 Lunch (Room 256)
- 12:15 Afternoon Facilitated Discussion
 - > **Same breakout groups: 407, 406, 408**
- 2:40 Where Do We Go From Here?
 - > **This auditorium - sit with your organization**
- 4:00 Final Words



Presenters & Facilitators

Literacy:

Presenter- David Chard, SMU
Facilitator- Patrice Werner, TX State University

Math:

Presenter- Debra Junk, TX Regional Collaboratives
Facilitator- David Molina, David Molina & Associates

Science:

Presenter- Kamil Jbeily, TX Regional Collaboratives
Facilitator- Carol Fletcher, TX Regional Collaboratives



Symposium Goals

Goal 1: To become informed users of research, no matter what your experience level is in data analysis & research

Goal 2: To fortify district and regional strategies for knowing what works for students

Goal 3: To eliminate Achievement Gaps by capitalizing on what works for students